



Daultabad AREA WITH IN Nazafgarh Drain	Mustil No 2 Khasra No 10, 11, 20, 21	2000000	NA	NA	NA	NA	NA	NA	NA	NA	2000000	NA	NA	NA	NA	NA	NA	NA	NA	NA
	Mustil No 21 Khasra No 1, 2, 3																			
	Mustil No 24 Khasra No 1, 10, 2/1, 2/2, 3, 9/3																			
	Mustil No 25 Khasra No 1, 10/1, 10/2, 11, 12, 13, 14, 15, 17, 18, 19, 2/1, 2/2, 20, 21/1, 21/2, 21/3, 22/1, 3, 4/1, 4/2, 4/3, 5/1, 5/2, 5/3, 6, 7, 8, 9																			
	Mustil No 26 Khasra No 1, 10/1, 10/2, 11/1, 11/2, 11/3, 12, 13/1, 13/2, 13/3, 13/4, 14, 15, 16/1, 16/2/1, 16/2/2, 17/1, 17/2, 18, 19, 2/1, 2/2, 2/3, 20, 21, 22, 23, 24, 25/1, 25/2, 25/3, 3, 4, 5/1, 5/2, 6, 7, 8, 9																			
	Mustil No 27 Khasra No 10, 11/1, 11/2, 12, 13, 14/1, 14/2, 15/1, 15/2/1, 15/2/2, 16, 17, 18, 19, 20/1, 20/2, 21, 22, 23, 24, 25, 4, 5/1, 5/2, 6, 7, 8, 9																			
	Mustil No 28 Khasra No 10, 11, 12, 13, 14/1, 14/2, 15/1, 15/2, 16/1, 16/2, 17/1, 17/2, 18, 19, 20, 22, 23, 24, 25, 6, 7, 8, 9																			
	Mustil No 29 Khasra No 11, 12, 13, 14, 15, 16, 17, 18, 19, 20, 22, 23, 24, 25, 6, 7, 8																			
	Mustil No 30 Khasra No 3, 4, 5, 6																			
	Mustil No 31 Khasra No 1, 10, 11, 12, 13/1, 13/2, 14/1, 15, 18, 19, 2, 3, 4/1, 4/2, 5/1, 5/2, 6, 7, 8, 9																			
	Mustil No 32 Khasra No 1/1, 1/2, 10, 14/1, 14/1, 15, 2/1, 2/2, 3, 4, 5, 6, 7, 8, 9																			
	Mustil No 33 Khasra No 1, 10, 11, 2/1, 2/2, 3, 4, 5, 6, 7, 8, 9																			
	Mustil No 5 Khasra No 11, 12, 17, 18/1/1, 18/1/2, 19/1, 19/2, 20/1, 20/2, 20/3, 20/4, 21, 22																			
	Mustil No 6 Khasra No 12, 13, 14, 15, 16/1, 16/2, 17/1/1, 17/1/2, 17/2/1, 17/2/2, 18/1/1, 18/1/2, 18/2, 19/1, 19/2, 25, 6, 7, 8, 9																			
	Mustil No 7 Khasra No 1, 10, 11, 20/2, 21																			
Mustil No 8 Khasra No 1/1, 1/2, 10, 11, 12, 13/1, 13/2, 13/3, 13/4, 14, 15/1, 15/2, 15/3, 16/1, 16/2, 17/1, 17/2, 18/1, 18/2, 18/3, 19, 2, 20, 21, 22, 23, 24, 25, 3/1, 3/2, 4, 5, 6, 7, 8, 9/1, 9/2																				
Mustil No 9 Khasra No 13, 14, 15, 16/1, 16/2, 16/3, 16/4, 16/5, 17, 18, 19, 21, 22, 23, 24, 25, 5, 6, 7																				
MUSTIL NO 80//1Min, Mustil No 81//1 Min 2,3min,4, 5,6,7,8min,10min, 11, 12,13min,14,17,18min,19,20,21,22 min,23min, Mustil No 82//12min ,13 ,14 ,15,16,17,18min, 19min,22min,23min,24min,25min, Mustil No 100//1min, 2,3,4min,5min,6,7,8,9,10min,11min,12,13,14,15,16,17,18,19,20min, 21,22min 23min,24,25 , Mustil No 101//1min,2min,10min,11 Mustil No 102//21	30000000	10000	17000	NA	NA	25%	37500000	NA	NA	36000000	12000	17000	NA	NA	25%	45000000	NA	NA		
Mustil No 103//1,2,3,4min,6min,7min, 8,9,10,11,12,13,14min, 15/1,15/2,16,17min,18min,19,20,21min, 22,23min,24min,25, Mustil No 104//6 min,15min,16min,25min, Mustil No 114//1 min,2,3,4,5,6min,7,8,9,10 min,12min,13,14,15min,16,17,18,19min, 23min,24,25, Mustil No 115//1, 9min,10min, Mustil No 117//3min,4,5 min,6min,7min,14min,15min, 55//4,min,5min,6min,15min,14min,16,17min,24min,25min,23min Mustil No 56//11,12,18 19,20,21,22,23,24,25,																				
Dhankot AREA WITH IN RESI./COMME. ZONE Institutional / Industrial Zone																				





11	Kherki Majra AREA WITH IN RESI./COMME. ZONE Institutional / Industrial Zone	Mustil No 61//4,5 Mustil No 53//25 Mustil No 54//1,2,3,4,5,6,7,8 9min,10min,11min, 12min,13min, 14min,15,16,17,18min, 19min,20,21 ,22,23min,24min, 25Mustil No 55//1min,10, 9min,11,12,13min, 17min,18,19,20,21, 22,23,24min, 25min, Mustil No 57//1,10,11,20,21 Mustil No 58//1,2,3min,4,5,6, 7,8min,9min, 10,11min,12min,13,14, 15,16min, 17,18,19,20min,21,22, 23,24min, 25min Mustil No 59//1,2,3, 4min,5min,6min,7, 8,9,10,11,12,13,14,15,16min, 17,18,19,20,21,22,23 , 24min, 25min, Mustil No 60//1min,2,3, 4,5,6,7,8, 9,10, 12,13, 14,15, 16,17, 18,25 Mustil No 62//5,6,14,15,16,17,24,25, 31//5min,6,7min, 14min,15, 16,17min, 18min,23min,24,25 Mustil No 41//3 min,4min,5,6,7min,15min Mustil No 30//1,2,3,4,5,6,7,8 ,9,10,11, 12,13,14, 15,16,17,18, 19,20,21,22,23,24,25 Mustil No 42//1,2,3,4,5, 6,7,8,9,10 ,11, 12,13,14,15,16,17,18,19 ,20min,22min,23,24,25	30000000	12000	24000	NA	NA	25%	37500000	NA	NA	36000000	12000	24000	NA	NA	25%	45000000	NA	NA
		Mustil No 45//3min ,4,5, 6,7min, 15min,16min, 25min Mustil No 44//1,2,3min,9min, 10,11, 12min, 20min Mustil No 43//1,2,3,4,5,6,7,8,9,10,11,12,13,14 15min,16min ,17min, 18,19,20,21,22, 23min,24min Mustil No 29//9min,10,11,12,13min,18min, 19,20,21, 22, 23,24min,25min, Mustil No 63//1,2,3min,4min, 5,6,7, 8min,9,10,11,12min, 13min, 14,15,16,17,18,19,20min,21min,22, 23,24,25 Mustil No 64//1,2,3,4,5,6, 7,8,9,10,11, 12,13, 14, 17min, 18, 19,20,21,22,23min, Mustil No 65//1,2min,10min Mustil No 66//1, 2,3, 4,5, 6min, 7,8,9,10,11min, 12min,13,14, 15min,17min, 18min, 19min, 20min, 21,22, 23min Mustil No 67//3,4min,5min,6min,7,8,13, 14,15, 16,17,18min, 24min,25,23min Mustil No 69//5 Min, 6min,70//1,2min,10min27//16min,25min Mustil No 28//19,20,21,22,23	10000000	12000	24000	NA	NA	25%	12500000	NA	NA	12000000	12000	24000	NA	NA	25%	15000000	NA	NA
12	Kherki Majra AREA WITH IN Nazafgarh Drain	Mustil No 1 Khasra No 25	20000000	NA	NA	NA	NA	NA	NA	NA	20000000	NA	NA	NA	NA	NA	NA	NA	NA	NA
		Mustil No 11 Khasra No 2, 3/1, 3/2, 4, 7, 8																		
		Mustil No 2 Khasra No 21																		
		Mustil No 3 Khasra No 20, 21, 22																		
		Mustil No 4 Khasra No 1, 10, 11, 12, 13, 14, 15, 16, 17, 18, 19, 2, 23, 24/1, 24/2, 25, 8, 9																		
		Mustil No 5 Khasra No 5, 6																		
		Mustil No 6 Khasra No 15, 4, 5, 6, 7																		
		Mustil No 7 Khasra No 1/1, 1/2, 10/1, 10/2, 11, 12, 13, 14, 15, 16, 17, 18, 19/1, 19/2, 2, 20, 21, 22/1, 22/2, 23, 24, 25, 3, 7, 8, 9																		
Mustil No 8 Khasra No 11, 20, 21																				
Mohammad Heri AREA WITH IN RESI./COMME. ZONE Institutional / Industrial Zone	AREA WITH IN RESI./COMME./ Institutional/ Industrial ZONE KHASRA NO 131min,132,133min,134min,135min,136min,145min,146min, 147min, 128min,126min,127min,129min,130min,105min,106min,107min,10 8,109, 110min,111 to 124, 125min,128 min,137min, 138min,141min, 142min,151min,154,150,275,139,140,143min,152,153,155 to 179, 180min 188min, 189 to 283, 83 min,84 min	30000000	9000	16000	NA	NA	25%	37500000	NA	NA	36000000	10000	16000	NA	NA	25%	45000000	NA	NA	
	Agriculture, open space, Industrial, Public Utility as per master plan 2031	12000000	9000	16000	NA	NA	25%	15000000	NA	NA	13000000	9000	16000	NA	NA	25%	16250000	NA	NA	
13	Mohammad Pur Jharsa	Total Area Outside/Resi./Comm. Zone	30000000	13000	22000	NA	NA	NA	NA	NA	36000000	15000	22000	NA	NA	NA	NA	NA	NA	
14	Narsingpur	Total Area Outside/Resi./Comm. Zone	30000000	13000	27000	25%	37500000	NA	NA	NA	36000000	20000	27000	25%	45000000	NA	NA	NA	NA	

15	Pawala Khusrupur AREA WITH IN RESI./COMME. ZONE Institutional / Industrial Zone	AREA WITH IN RESI./COMME. ZONE Institutional / Industrial Zone MUSTIL NO 18//16 Min, 25, 24min, 17//20min, 21min, 23//3min, 4 to 7, 8min,12min,13 to 15, 16min, 17 to 19, 20min,21min,22 to 24,25min, 24//1,2min,9min,10, 11min,31//1 to 3, 4 min, 8min to 9 min, 32//5min,8//6,15 to 17, 23 to 26,9//1 to 3, 4 min, 6min,7 to 12, 15,16,20, 7//18 min 22,23, 10//11 min,19min,20min,21,22min,23 min,18//1,2,3 min,7min, 8 to 14, 15 min,16min,17min, 18 to 23, 24min, 19//2 to 9,11 to 26,20//3,4,6 to 9,12 to 18,24,25,21//5,22//1 to 10,12 to 18, 24 to 28, 23//1,2,3min,8 min, 9min, 10,11,12min,20min,21min,32//5 min,24//17 min, 24 min, 25min, 25//21min,30//3min,4 to 7, 8min,9min,11,12min,13 to 15, 29//1 min,9min,10,11,12min,13min	32000000	15000	40000	NA	NA	25%	40000000	NA	NA	38000000	17000	40000	NA	NA	25%	47500000	NA	NA
		Agriculture, open space, Industrial, Public Utility as per master plan 2031	14000000	15000	40000	NA	NA	25%	17500000	NA	NA	16000000	15000	40000	NA	NA	25%	20000000	NA	NA
16	Tikampur	Total Area in Resi./Comm. Zone	32000000	9000	13000	NA	NA	25%	40000000	NA	NA	38000000	10000	13000	NA	NA	25%	47500000	NA	NA

Note :

- Any land for which change of land use (CLU) has been obtained the following rate will be applicable :-
- Residential Plotted Colony - Three times of Agriculture Collector rate.
- Residential Group Housing - Four times of Agriculture Collector rate.
- Commercial - Fives times of Agriculture Collector rate.
- Warehouse - two times of agriculture Collector Rates.
- Institutional Land - Three times of Agriculture Collector rate
- Land falling on Gurugram Sohna Road and Gurugram - Pataudi Road, the value of land will be 10% more upto depth of 2 Acres.
- Land falling on NH-48 & NPR the value of land will be 25% more upto depth of 2 Acres.
- Land less then 1000 Sq. Yd. will be treated as residential for stamp duty collection.
- Plot which are two and three side open value will be 10% extra
- Land falling on Park facing value will be 10% extra
- Land falling on both P Plot and Park Facing value will be 15% extra

Abbreviation:- NH:- National Highway

SH:- State Highway

  
Joint Sub-Registrar  
Kadipur


  
Sub-Divisional Officer ©  
West, Gurugram


  
District Revenue Officer  
Gurugram

  
Deputy Commissioner-cum-  
Registrar Gurugram


RATE List of Sub Tehsil Kadipur District Gurugram for the Year 2023-2024 (w.e.f .....			
Sr. No.	Cost of Construction	Rates for the Year of 2022-23	Purposed for the Year of 2023-2024
		( Rs. Per Sq. Feet)	( Rs. Per Sq. Feet)
1	Constructed Area in Licensed Colonies & Huda Sector	1300	1300
2	Constructed Area in Rest of Kadipur	700	700
3	Constructed Area in Industrial Area/Land	800	800
4	Constructed Area of Ware Houses	600	600

Sr. No.	Group Housing Co-operative Societies	Rates for the Year of 2022-23	Purposed for the Year of 2023-2024
		( Rs. Per Sq. Feet)	( Rs. Per Sq. Feet)
1	Group Housing Co-operative Societies All Sectors	3600	4000
2	Any Religious Place (Temple/Mosque/Church etc.)	11300(Per Sq Yard)	12500(Per Sq Yard)

  
Joint Sub-Registrar  
Kadipur

  
Sub-Divisional Officer (C), West  
Gurugram

  
DRO  
Gurugram

  
Deputy Commissioner-cum-  
Registrar Gurugram

RATE List of Sub Tehsil Kadipur District Gurugram for the Year 2023-2024 (w.e.f )							
Sr. No.	Industrial	Rates for the Year of 2022-23			Purposed for the Year of 2023-2024		
		Commercial ( Rs. Per Sq. Yards)	Constructed Building		Commercial ( Rs. Per Sq. Yards)	Constructed Building	
1	Pace City, Infocity, Sec-34, 37	33000	Land Cost + 800/- Per Sq. Feet	NA	36000	Land Cost + 800/- Per Sq. Feet	NA
2	Industrial Area from Railway Fatak to Daultabad within MC Area	20000	Land Cost + 800/- Per Sq. Feet	NA	22000	Land Cost + 800/- Per Sq. Feet	NA
3	Any Land converted into Industrial use	10000	Land Cost + 800/- Per Sq. Feet	NA	12000	Land Cost + 800/- Per Sq. Feet	NA
4	Kadipur Industrial Area	30000	Land Cost + 800/- Per Sq. Feet	4000	30000	Land Cost + 800/- Per Sq. Feet	4000

Sr. No.	Institutional	Rates for the Year of 2022 -23			Purposed for the Year of 2023-2024		
		Institutional ( Rs. Per Sq. Yards)	Constructed Building		Institutional ( Rs. Per Sq. Yards)	Constructed Building	
1	Institutional Plots/School Plots etc. in Huda Sectors and Licensed Colonies	28000	Land Cost + 800/- Per Sq. Feet	NA	28000	Land Cost + 800/- Per Sq. Feet	NA
2	Institutional land/ Plots in other Area (Except Sr. No. 1 & 2)	22000	Land Cost + 800/- Per Sq. Feet	NA	22000	Land Cost + 800/- Per Sq. Feet	NA
3	Institutional/School site in Licence Colony without Roof Right	NA	NA	4000	NA	NA	4000

  
Joint Sub-Registrar  
Kadipur

  
Sub-Divisional Officer (C), West  
Gurugram

  
DBO  
Gurugram

  
Deputy Commissioner- Cum-  
Registrar Gurugram



RATE List of Sub Tehsil Kadipur District Gurugram for the Year 2023-2024 (w.e.f .....			
Sr. No.	Multi Story Group Housing ( Licensed) by developers/Independent Floors	Rates for the Year of 2022-23	Purposed for the Year of 2023-2024
		( Rs. Per Sq. Feet)	( Rs. Per Sq. Feet)
1	Group Housing Licence Colony in Sector 9, 9A, 9B, 10, 10A, 33, 34, 35, 36, 37, 37A	5400	5400
2	Group Housing Licence Colony in Sector 71,72A, 73,74,75,75A	4000	4000
3	Group Housing Licence Colony in Sector 99 to 110	3400	3800
4	In Case of Floor Licence Colonies/Huda Sector	5500	5500
5	Group Housing Licence Colony in Sector 37C, 37D	4200	4200
6	ALAMEDA/DLF	6200	6200

  
Joint Sub-Registrar  
Kadipur

  
Sub-Divisional Officer (C), West  
Gurugram


  
DRO  
Gurugram

  
Deputy Commissioner-cum-  
Registrar Gurugram

Rate List of Sub Tehsil Kadipur District Gurugram for the Year 2023-2024 (w.e.f )									
Sr. No.	Name of Colonies	Rates for the Year of 2022 -23				Purposed for the Year of 2023-2024			
		Residential (Rs. Per Sq. Yards)	Commercial (Rs. Per Sq. Yard)	Commerical Retail (Rs. Per Sq. Feet.)	Office/IT Space (Rs. Per Sq. Feet)	Residential (Rs. Per Sq. Yards)	Commercial (Rs. Per Sq. Yards)	Commerical Retail (Rs. Per Sq. Feet.)	Office/IT Space (Rs. Per Sq. Feet)
1	Aanj Mandi & Aanaj Mandi to Limit of Gurugram	NA	93000	NA	NA	NA	93000	NA	NA
2	Bhuteshwar Mandir to Pataudi Chowk & Bhuteshwar Mandir to Aanaj Mandi Khandsa Road	NA	93000	NA	NA	NA	93000	NA	NA
3	Bhawani Enclave (Basai)	24000	30000	NA	NA	24000	30000	NA	NA
4	Basai Colony/Enclave	24000	30000	NA	NA	24000	30000	NA	NA
5	Devilal Colony (Basai)	31000	42000	NA	NA	31000	42000	NA	NA
6	Hari Nagar (Khandsa)	31000	45000	Na	NA	31000	45000	Na	NA
7	Krishna Nagar	31000	42000	NA	NA	31000	42000	NA	NA
8	Prem Nagar (Basai Road)	36000	53000	NA	NA	36000	53000	NA	NA
9	Shakti Nagar (Kadipur)	24000	35000	NA	NA	24000	35000	NA	NA
10	Shakti Park (Kadipur)	24000	30000	Na	NA	24000	30000	Na	NA
11	Shivji Park (Kadipur)	27000	30000	Na	NA	27000	30000	Na	NA
12	Surat Nagar (Dhanwapur)	27000	42000	Na	NA	27000	42000	Na	NA
13	Saraswati Enclave (Kadipur/Khandsa/Gadauli Khurd)	25000	42000	NA	NA	25000	42000	NA	NA
14	Shiv Nagar	36000	45000	NA	NA	36000	45000	NA	NA
15	Surya Vihar	27000	42000	NA	NA	27000	42000	NA	NA
16	Vikash Nagar	27000	42000	NA	NA	27000	42000	NA	NA
17	Gandhi Nagar	31000	42000	NA	NA	31000	42000	NA	NA
18	Ravi Nagar	27000	42000	NA	NA	27000	42000	NA	NA
19	Ram Vihar	33000	42000	NA	NA	33000	42000	NA	NA

  
Joint Sub-Registrar  
Kadipur

  
Sub-Divisional Officer (C), West  
Gurugram

  
DDO  
Gurugram

  
Deputy Commissioner-cum-  
Registrar Gurugram

Rate List of Sub Tehsil Kadipur District Gurugram for the Year 2023-2024 (w.e.f.....)

Sr. No.	Huda Sectors (SCO/SCF)	Rates for the Year of 2022-23				Purposed for the Year of 2023-2024			
		Residential (Rs. Per Sq. Yards)	Commercial (Rs. Per Sq. Yards)	Commerical Retail (Rs. Per Sq. Feet.)	Office/IT Space (Rs. Per Sq. Feet)	Residential (Rs. Per Sq. Yards)	Commercial (Rs. Per Sq. Yards)	Commerical Retail (Rs. Per Sq. Feet.)	Office/IT Space (Rs. Per Sq. Feet)
1	Sector 9, 9A, 9B, 10, 10A, 33, 34, 35, 36, 37, 37A, 37C, 37D	40000	135000	9000	6600	50000	135000	9000	6600
2	Sector 72A, 73, 74, 75, 75A	40000	100000	4500	3000	40000	100000	5500	3500
3	Sector 99 to 110	40000	100000	4500	3000	40000	100000	5500	3500
4	Sector 10 HBC (Without Roof Right)	3800 Per Sq. Ft.	8800 Per Sq. Ft.	NA	NA	3800 Per Sq. Ft.	8800 Per Sq. Ft.	NA	NA
5	Housing Board Colonies (Plot independent)	Circle Rate of Particular Huda Sector will be applicable in Which Sector Housing Board Falls				Circle Rate of Particular Huda Sector will be applicable in Which Sector Housing Board Falls			
6	Shopping Mall & Office Space on NH 48, Orient Bestech Tower	NA	NA	13000	7500	NA	NA	13000	7500

Joint Sub-Registrar  
Kadipur

Sub-Divisional Officer (C), West  
Gurugram

BRD  
Gurugram

Deputy Commissioner-cum-  
Registrar Gurugram